

Date:

For:FileResubmitApprovalOther

PO No.:

Architect:

GC:

Engr:

Mech:

Rep:

(Company)(Project Manager)

ARUM072BTE5

Multi V™ 5 with LGRED° 208-230V ODU

6 Ton Single Frame Heat Pump and Heat Recovery



Operating Range:

Cooling (°F DB)**	5 - 122
Heating (°F WB)	-22 - 61
Synchronous	
Cooling Based (°F DB)	14 - 81
Heating Based (°F WB)	14 - 61

Unit Data:

Refrigerant Type	R410A
Refrigerant Control	EEV
Max. Number of Indoor Units ³	13
Sound Pressure ⁴ dB(A)	58.0
Weight	
Frame	ARUM072BTE5
Net (lbs.)	430
Shipping (lbs.)	452
Communication Cable (No x AWG) ⁵	2 x 18
Heat Exchanger Coating	Black Fin II

Compressor:

Type	HSS DC Scroll
Quantity	1
Oil / Type	PVE / FVC68D

Fan:

Type	Propeller
Quantity	1
Motor Drive	Brushless Digitally Controlled Direct
Air Flow Rate (rated/max, CFM)	6,600 / 8,470

Notes:

1. Power wiring cable size must comply with the applicable local and national codes. Cables terminate at each frame.
2. For main pipe segment size, refer to the LATS Multi V tree diagram.
3. The combination ratio must be between 50-130%.
4. Sound pressure levels are tested in an anechoic chamber under ISO Standard 3745 for the combination of outdoor units.
5. Communication cable between ODU and IDUs must be 2-conductor, 18 AWG, twisted, stranded, and shielded. Ensure the communication cable shield is properly grounded to the Main ODU chassis only. Do not ground the communication cable at any other point. Wiring must comply with all applicable local and national codes.
6. Acceptable operating voltage: 187V - 253V
7. SCCR rating: 56 kA RMS symmetrical 208V maximum / 62 kA RMS symmetrical 230V maximum.
8. Fan ESP (in wg) selectable range is 0.16 to 0.32.

Performance:

Cooling Mode:

Nominal Capacity (Btu/h)	72,000
Power Input (kW)	4.28

Heating Mode:

Nominal Capacity (Btu/h)	81,000
Power Input (kW)	5.39

Rated capacity is certified under AHRI Standard 1230-2023. Ratings are subject to change without notice. Current and past certified ratings are available at www.ahridirectory.org.

Electrical:

Frame	ARUM072BTE5
Power Supply (V/Hz/Ø) ¹	208-230/60/3
MOP (A)	35
MCA (A)	22.6
Rated Amps (A)	19.1
Compressor A (A)	14.1
Compressor B (B)	-
Fan (A)	5.0

Piping:²

Frame	ARUM072BTE5
Refrigerant Charge (lbs.)	14.3
Liquid (in., O.D.)	3/8 Braze
High Pressure Vapor (in., O.D.)	5/8 Braze
Low Pressure Vapor (in., O.D.)	3/4 Braze

Standard Features:

- Advanced Smart Load Control

• Intelligent Heating

• HiPOR (High Pressure Oil Return)

• Smart Oil Control

• Night Quiet Operation

• Fault Detection and Diagnosis
- Active Refrigerant Control

• Variable Heat Path Exchanger

• Subcooling and Vapor Injection Control

• Liquid Cooled Inverter Controller

• Advanced Comfort Cooling

Optional Accessories:

- ☐ Air Guide - ZAGDKA51A

☐ Hail Guard Kit - ZHGDKA51A

☐ Low Ambient Baffle Kit - ZLABKA51A, Control Kit - PRVC2 (1 per system)

☐ Drain Pan Heater - ZPLT1A51A

**Cooling range with the Low Ambient Baffle Kit (sold separately) is -9.9°F to +122°F and is achieved only when all indoor units are operating in cooling mode. Does not impact heat recovery system synchronous operating range.



ARUM072BTE5

Multi V™ 5 with LGRED° 208-230V ODU

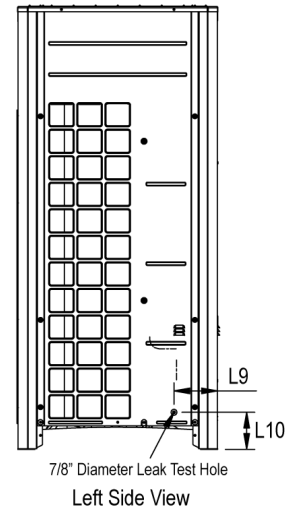
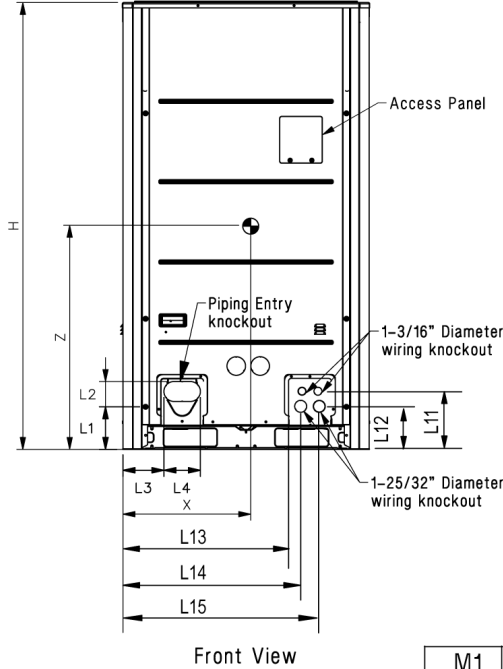
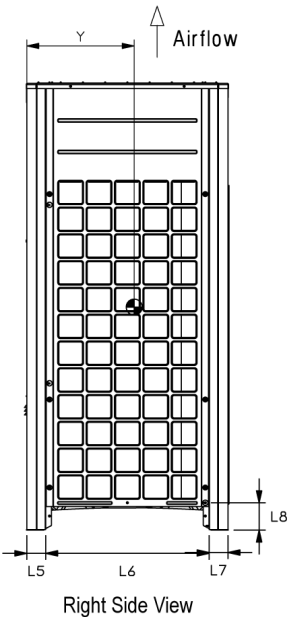
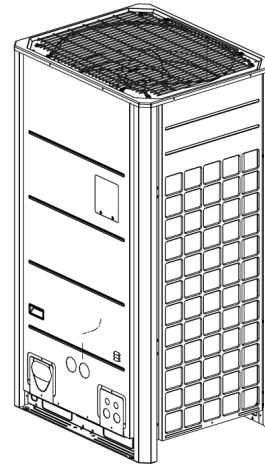
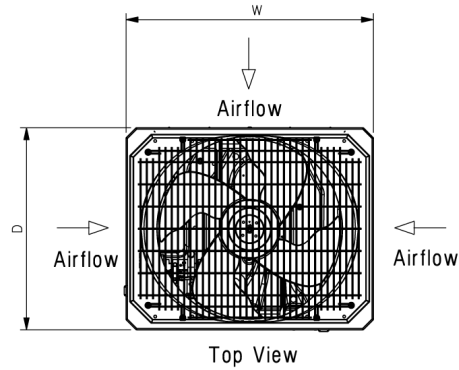
6 Ton Single Frame Heat Pump and Heat Recovery



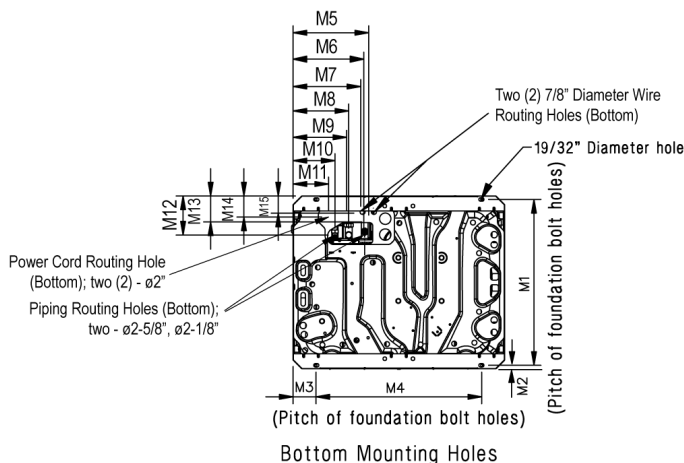
Tag No.: _____

Date: _____

PO No.: _____



W	36-5/8"
H	66-17/32"
D	29-29/32"
L1	6-5/16"
L2	3-3/4"
L3	6-3/32"
L4	5-13/32"
L5	2-25/32"
L6	24-9/32"
L7	2-25/32"
L8	4-1/16"
L9	6-1/2"
L10	5-9/16"
L11	8-5/8"
L12	6-7/16"
L13	24-5/8"
L14	26-7/16"
L15	29-3/16"

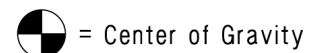


M1	28-25/32"
M2	5/8"
M3	3-31/32"
M4	28-3/4"
M5	13-1/8"
M6	12-5/16"
M7	11-3/4"
M8	9-11/16"
M9	9-5/16"
M10	7-5/16"
M11	6-3/16"
M12	6-13/16"
M13	4-1/2"
M14	3-11/16"
M15	3"

Center of Gravity

X	18-3/16"
Y	16-5/16"
Z	31-15/32"

All dimensions have a tolerance of ± 0.25 in.
[Unit: inch]



Job Name/Location: _____

ARUM072BTE5
Multi V™ 5 with LGRED° 208-230V ODU
6 Ton Single Frame Heat Pump and Heat Recovery



Tag No.: _____

Date: _____

PO No.: _____

AHRI Data:

Reference Number	Indoor Type	Cooling Capacity (95°F)	EER (95°F)	IEER	SCHE	High Heating Capacity (47°F)	High COP (47°F)	Low Heating Capacity (17°F)	Low COP (17°F)
213916286	Ducted Indoor Units	69,000	10.4	18.9	23.49	77,000	3.48	51,000	2.49
213916283	Non-Ducted Indoor Units	69,000	10.1	22.7	25.65	77,000	3.83	51,000	2.66

Rated capacity and efficiency data are certified under AHRI Standard 1230-2023. Ratings are subject to change without notice. Current and past certified ratings are available at www.ahridirectory.org.