

Job Name/Location:

Tag No.:

Date:

For: File Resubmit  
Approval Other

PO No.:

Architect:

GC:

Engr:

Mech:

Rep:

(Company)

(Project Manager)

ARUM456BTE5

(a) ARUM121BTE5

Multi V™ 5 with LGRED° 208-230V ODU

(b) ARUM121BTE5

38 Ton Triple Frame Heat Pump and Heat Recovery

(c) ARUM216BTE5

**Performance:**

Cooling Mode:

Nominal Capacity (Btu/h)	455,700
Power Input <sup>1</sup> (kW)	30.81

Heating Mode:

Nominal Capacity (Btu/h)	513,000
Power Input <sup>1</sup> (kW)	36.15

Rated capacity is certified under AHRI Standard 1230-2023. Ratings are subject to change without notice. Current and past certified ratings are available at [www.ahridirectory.org](http://www.ahridirectory.org).

**Electrical:**

Frame	(a) ARUM121BTE5	(b) ARUM121BTE5	(c) ARUM216BTE5
Power Supply (V/Hz/Ø) <sup>1</sup>	208-230/60/3	208-230/60/3	208-230/60/3
MOP (A)	40	40	80
MCA (A)	30.9	30.9	60.3
Rated Amps (A)	26.3	26.3	54.2
Compressor A (A)	18.3	18.3	24.3
Compressor B (A)	-	-	21.9
Fan (A)	8.0	8.0	8.0

**Piping:<sup>2</sup>**

Frame	(a) ARUM121BTE5	(b) ARUM121BTE5	(c) ARUM216BTE5
Refrigerant Charge (lbs.)	23.2	23.2	37.5
Liquid (in., O.D.)	1/2 Braze	1/2 Braze	5/8 Braze
High Pressure Vapor (in., O.D.)	3/4 Braze	3/4 Braze	1-1/8 Braze
Low Pressure Vapor (in., O.D.)	1-1/8 Braze	1-1/8 Braze	1-1/8 Braze

**Standard Features:**

- Advanced Smart Load Control
- Intelligent Heating
- HiPOR (High Pressure Oil Return)
- Smart Oil Control
- Night Quiet Operation
- Fault Detection and Diagnosis
- Active Refrigerant Control
- Variable Heat Path Exchanger
- Subcooling and Vapor Injection Control
- Liquid Cooled Inverter Controller
- Advanced Comfort Cooling

**Required Accessories:**

- ☐ ARCNB31 (Frame Connector Y-branch, 3 pipe heat recovery)
- ☐ ARCNB21 (Frame Connector Y-branch, 3 pipe heat recovery)
- ☐ ARCNN31 (Frame Connector Y-branch, 2 pipe heat pump)
- ☐ ARCNN21 (Frame Connector Y-branch, 2 pipe heat pump)

**Optional Accessories:**

- ☐ Air Guide - ZAGDKA52A (3 required)
- ☐ Hail Guard Kit - ZHGDKA52A (3 required)
- ☐ Low Ambient Baffle Kit - ZLABKA52A (3), Control Kit - PRVC2 (1 per system)
- ☐ Base Pan Heater - ZPLT1A52A

**\*\*Cooling range with the Low Ambient Baffle Kit (sold separately) is -9.9°F to +122°F and is achieved only when all indoor units are operating in cooling mode. Does not impact heat recovery system synchronous operating range.**

For continual product development, LG reserves the right to change specifications without notice.

© LG Electronics U.S.A., Inc., Englewood Cliffs, NJ. All rights reserved. "LG Life's Good" is a registered trademark of LG Corp. /www.lghvac.com

**Operating Range:**

Cooling (°F DB)**	5 - 122
Heating (°F WB)	-22 - 61
Synchronous	
Cooling Based (°F DB)	14 - 81
Heating Based (°F WB)	14 - 61

**Unit Data:**

Refrigerant Type	R410A
Refrigerant Control	EEV
Max. Number of Indoor Units <sup>3</sup>	64
Sound Pressure <sup>4</sup> dB(A)	66
Weight	
Frame	(a) ARUM121BTE5 (b) ARUM121BTE5 (c) ARUM216BTE5
Net (lbs.)	507 507 666
Shipping (lbs.)	534 534 694
Communication Cable (No x AWG) <sup>5</sup>	2 x 18
Heat Exchanger Coating	Black Fin II

**Compressor:**

Type	HSS DC Scroll
Quantity	4
Oil / Type	PVE / FVC68D

**Fan:**

Type	Propeller
Quantity (a) + (b) + (c)	6
Motor Drive	Brushless Digitally Controlled Direct
Air Flow Rate (a) + (b) + (c) (rated/max, CFM)	27,100 / 33,900

**Notes:**

- Power wiring cable size must comply with the applicable local and national codes. Cables terminate at each frame.
- For main pipe segment size, refer to the LATS Multi V tree diagram.
- The combination ratio must be between 50-130%.
- Sound pressure levels are tested in an anechoic chamber under ISO Standard 3745 for the combination of outdoor units.
- Communication cable between ODU and IDUs must be 2-conductor, 18 AWG, twisted, stranded, and shielded. Ensure the communication cable shield is properly grounded to the Main ODU chassis only. Do not ground the communication cable at any other point. Wiring must comply with all applicable local and national codes.
- Acceptable operating voltage: 187V - 253V. SCCR rating: 56 kA RMS symmetrical 208V maximum / 62 kA RMS symmetrical 230V maximum.
- The order of these units on the submittal (i.e., a+b+c) does not represent the installation order. Highest capacity unit is used as the Main, followed by the next smaller size as Sub 1, and so on.
- Fan ESP (in wg) selectable range is 0.16 to 0.32.

**LGRED°**  
Powerful Heat Technology



SB\_MultiV\_5\_ODU\_ARUM456BTE5\_2024\_02\_16\_134804

Page 1 of 3

ARUM456BTE5

Multi V™ 5 with LGRED° 208-230V ODU

38 Ton Triple Frame Heat Pump and Heat Recovery

(a) ARUM121BTE5

(b) ARUM121BTE5

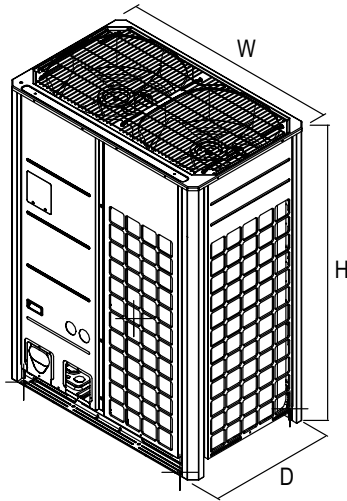
(c) ARUM216BTE5



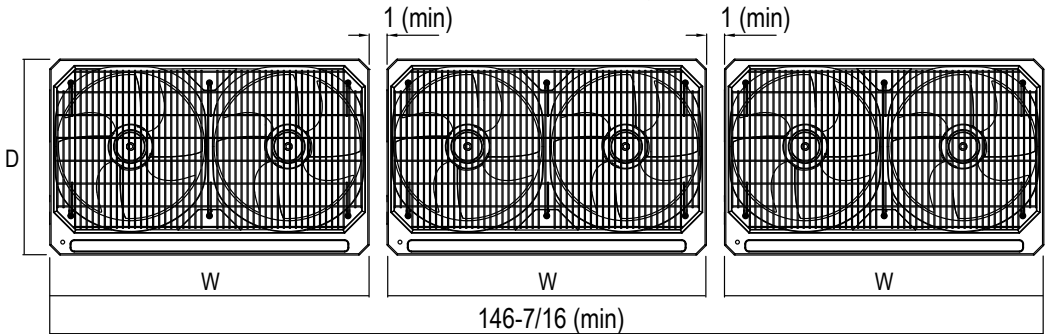
Tag No.: \_\_\_\_\_

Date: \_\_\_\_\_

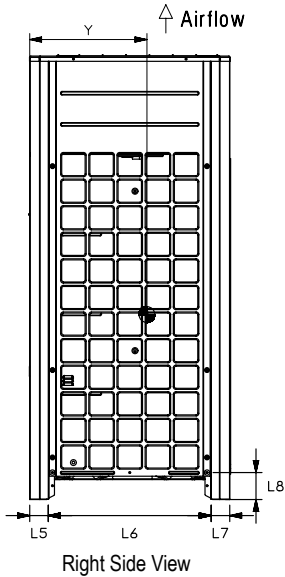
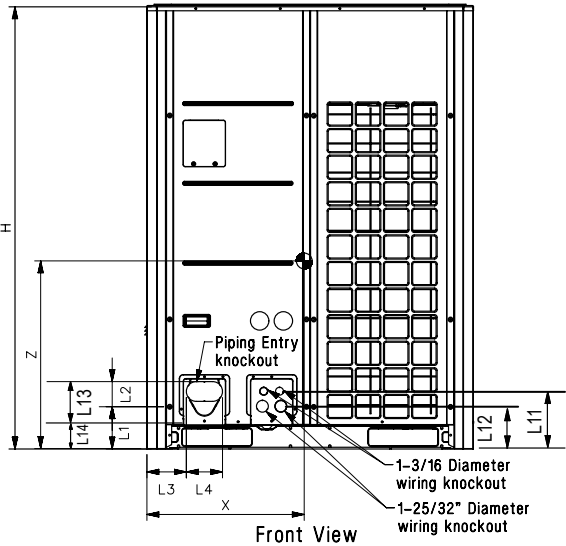
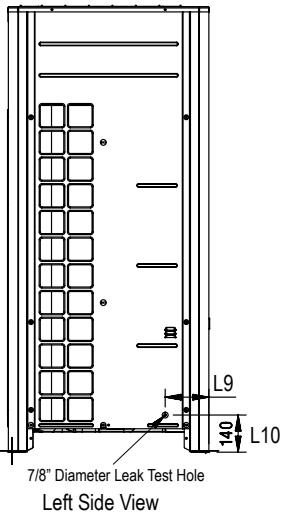
PO No.: \_\_\_\_\_



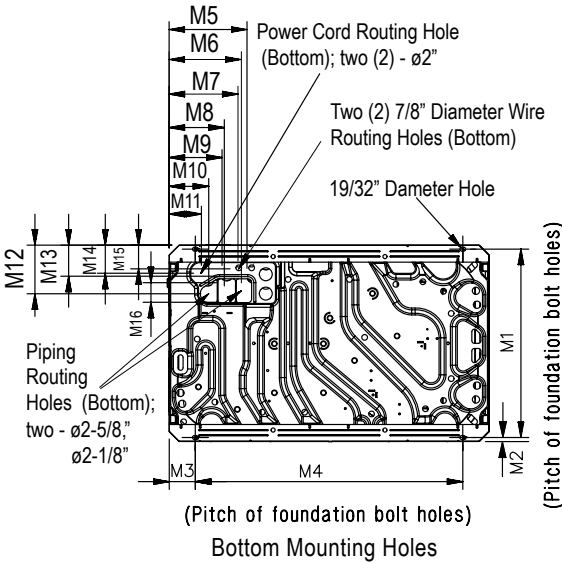
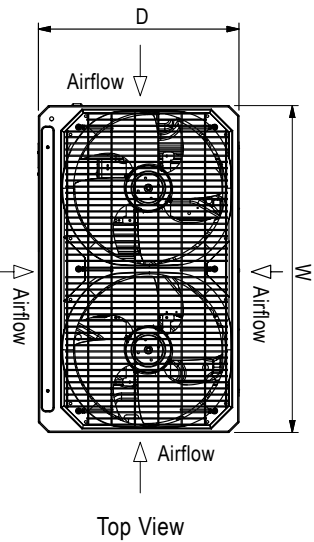
Typical Triple Frame Configuration



**Note:** Please refer to multi-frame placement information and piping rules in the Multi V 5 Engineering Manual and the Multi V 5 Installation Manual. Minimum spacing between frames is 1 inch.



W	48-13/16"
H	66-17/32"
D	29-29/32"
L1	6-5/16"
L2	3-3/4"
L3	5-29/32"
L4	5-13/32"
L5	2-25/32"
L6	24-9/32"
L7	2-25/32"
L8	4-1/32"
L9	6-1/2"
L10	5-9/16"
L11	8-5/8"
L12	6-7/16"
L13	9-15/16"
L14	3-5/8"

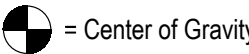


M1	28-25/32"
M2	5/8"
M3	3-15/16"
M4	40-15/16"
M5	11-15/16"
M6	11-1/16"
M7	10-1/2"
M8	8-7/16"
M9	8-1/8"
M10	6-1/16"
M11	4-15/16"
M12	7-1/2"
M13	4-13/16"
M14	4-5/16"
M15	3-5/8"
M16	3"

Center of Gravity

X	23-7/32"
Y	15-5/8"
Z	25-9/16"

All dimensions have a tolerance of  $\pm 0.25$  in.  
[Unit: inch]



Job Name/Location: \_\_\_\_\_

**ARUM456BTE5**  
Multi V™ 5 with LGRED° 208-230V ODU  
38 Ton Triple Frame Heat Pump and Heat Recovery



Tag No.: \_\_\_\_\_  
Date: \_\_\_\_\_  
PO No.: \_\_\_\_\_

**AHRI Data:**

Reference Number	Indoor Type	Cooling Capacity (95°F)	EER (95°F)	IEER	SCHE	High Heating Capacity (47°F)	High COP (47°F)	Low Heating Capacity (17°F)	Low COP (17°F)
213916369	Ducted Indoor Units	434,000	8.9	15.4	16.92	458,000	3.22	318,000	2.15
213916363	Non-Ducted Indoor Units	434,000	8.9	15.7	18.90	458,000	3.23	318,000	2.30

Rated capacity and efficiency data are certified under AHRI Standard 1230-2023. Ratings are subject to change without notice. Current and past certified ratings are available at [www.ahrirectory.org](http://www.ahrirectory.org).